



Cover 2:
Khaleesi Natural

Cover 1:
Aaron Truffle

Cover 3:
Rustico Mink

Dark Wood Feet

Arc Collection

Colours represented are to be used as a guide only.
Please refer to manufacturers swatch for a more accurate colour match.

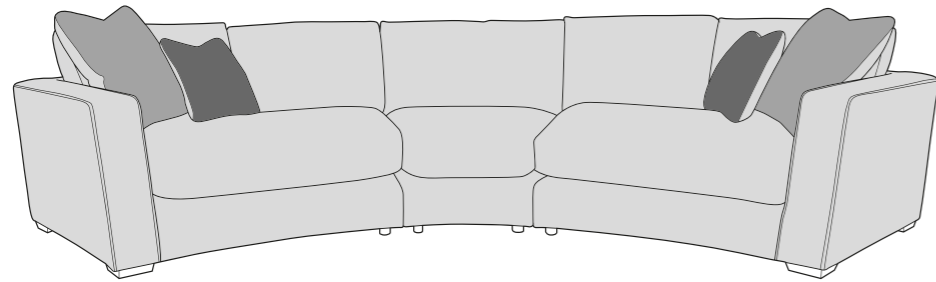
Please note that colour shadings can vary slightly from each roll of fabric.
We cannot guarantee a precise match to these samples or between cut lengths and upholstered goods.

14/08/2019


ARC COVER GUIDE - STANDARD BACK

Please use this guide when ordering the following pieces to clarify cover options.

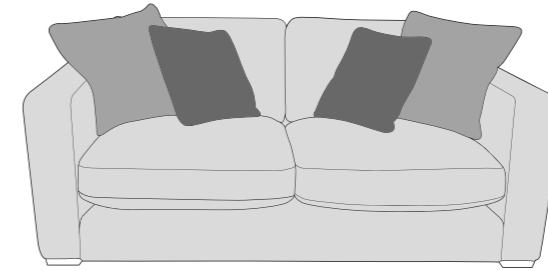
Curved Corner Group (LC2/CCO/RC2)



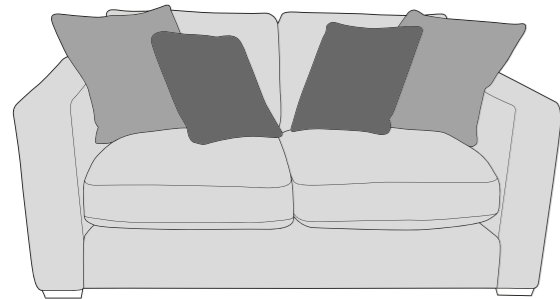
4 Seater Modular Sofa - LC2,RC2 (4MD)



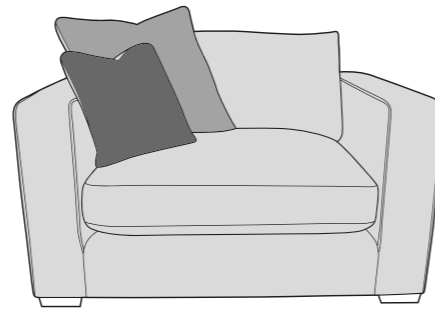
3 Seater Sofa (3ST)




2 Seater Sofa (2ST)



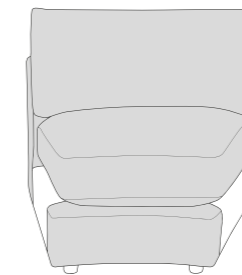
Love Chair (LOV)




Arm Chair (1ST)



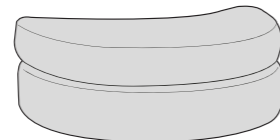
Armless Unit (CCO)



**Arc (Luman) Swivel Chair (SWC)
(Fibre Filled Scatters Included)**

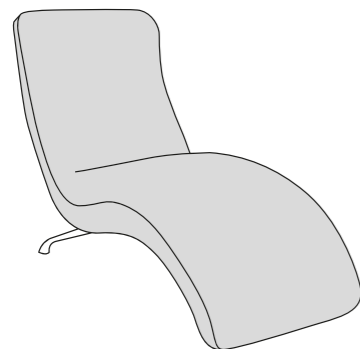


Arc (Cuddler) Footstool (FST)

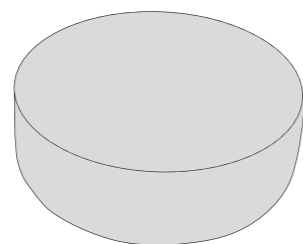


ACCENT PIECES

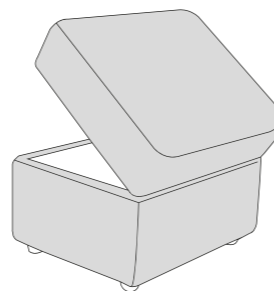
Arc (Bliss) Lounger (ACH)




Arc Footstool (FST)

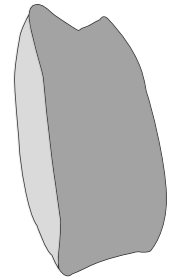


Storage Footstool (F/FSS)



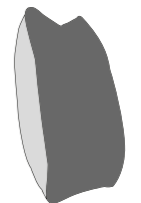
-  **COVER 1**
(BODY)
-  **COVER 2**
(PILLOW)
-  **COVER 3**
(SCATTER)

Large Pillow



Front = Cover 2
Back = Cover 1

Small Scatter Cushions




Front = Cover 3
Back = Cover 1

ARC DIMENSIONS (CM)

| AVAILABLE PIECES | HEIGHT 1 | WIDTH 2 | DEPTH 3 | SEAT HEIGHT 4 | SEAT DEPTH (STD) 5 | SEAT WIDTH 6 | ACCESS DIAGONAL 7 | WEIGHT (KG) | SCATTER CUSHION NO. |
|--------------------------------------|----------|---------|---------|---------------|--------------------|--------------|-------------------|-------------|---------------------|
| 3 PIECE CORNER GROUP: LC2/CCO/RC2 | 84 | 275 | 275 | 48 | 68 | N/A | N/A | 166.5 | 4 |
| LC2/RC2 | 84 | 173 | 109 | 48 | 68 | 134 | 174 | 55.5 | 2 |
| CCO UNIT | 84 | 100 | 102 | 48 | 68 | N/A | 123 | 55.5 | N/A |
| 4 SEATER MODULAR SOFA - L2C,R2C | 84 | 322 | 134 | 48 | 68 | N/A | N/A | 111 | 4 |
| 3 SEATER SOFA | 84 | 195 | 108 | 48 | 68 | 158 | 218 | 74.5 | 4 |
| 2 SEATER SOFA | 84 | 175 | 108 | 48 | 68 | 137 | 200 | 68.5 | 4 |
| LOVE CHAIR | 84 | 130 | 108 | 48 | 68 | 94 | 165 | 55 | 2 |
| ARM CHAIR | 84 | 96 | 108 | 48 | 68 | 59 | 142 | 45 | 1 |
| LUMAN SWIVEL CHAIR | 90 | 114 | 111 | 39 | 65 | 75 | N/A | 34 | 2 |
| CUDDLER FOOTSTOOL | 39 | 92 | 69 | N/A | N/A | N/A | N/A | N/A | N/A |
| ACCENT PIECES | | | | | | | | | |
| ARC LOUNGER | 99 | 69 | 171 | N/A | N/A | N/A | N/A | 26.5 | N/A |
| ROUND FOOTSTOOL | 33 | 97 | 97 | N/A | N/A | N/A | N/A | 22 | N/A |
| STORAGE FOOTSTOOL | 45 | 63 | 50 | N/A | N/A | N/A | 75 | 12.5 | N/A |

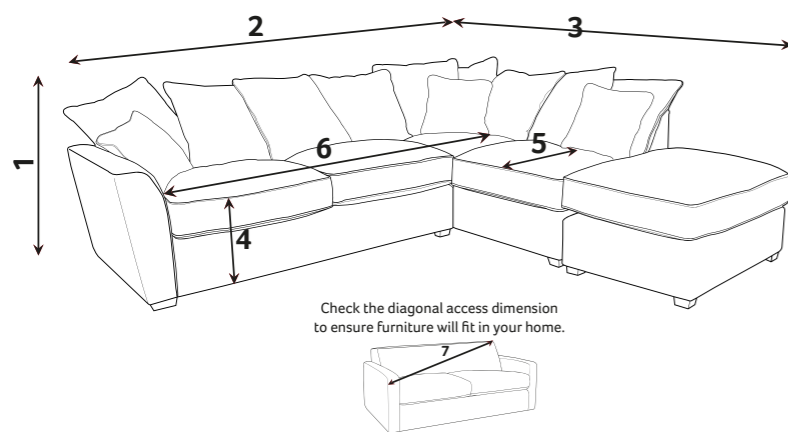


- * Hardwood & composite board frame.
- * Dowelled, screwed, glued & stapled joinery.
- * Light & Dark Wood foot options.

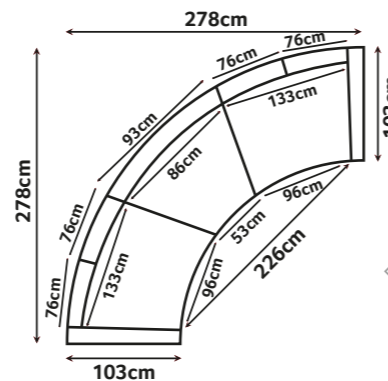
- * Reversible Fibre filled seat cushions for support & comfort.
- * Reversible fibre filled backs for added comfort.
- * Feather filled scatters included. 

- * Serpentine seat springs & silent wire.
- * Elasticated back webbing.

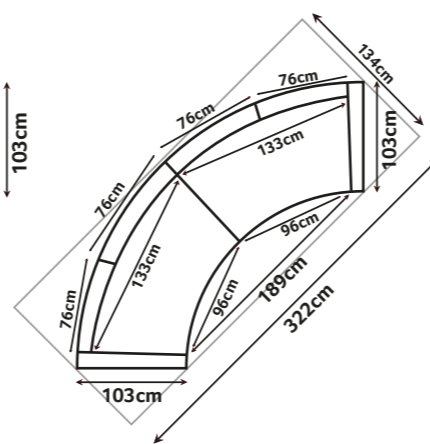
DIMENSION GUIDE



3 Piece Curved Corner



4M - 4 Seater Modular Sofa



1 - HEIGHT
2 - WIDTH

3 - DEPTH
4 - SEAT HEIGHT

5 - SEAT DEPTH (STD & PILLOW)
6 - SEAT WIDTH

7 - DIAGONAL ACCESS

Illustrations used for reference only.

FIBRE FILLED SEATS

Fibre filled seat interior with a hand-rolled carded fibre that provides both comfort and a relaxed feel.

Excluding foamfilled Large Swivel Chair, D Footstool, Large Footstool & Storage Footstool.

CARE GUIDE

Fibre filled seat cushions should be plumped up on a regular basis to help maintain the aesthetic appeal of your upholstery, the plumping of cushions is essential to help retain the comfort and softness of any piece of upholstered furniture.

To improve the longevity of your hand-made furniture, we recommend rotating cushions (where applicable).

For further information on maintaining your furniture please refer to the care guide located under the seat platform.

Beech (Light)

Brown (Dark)

FOOT OPTIONS:

